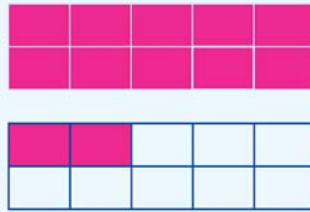


המספר 12

לומדים

ע	י
1	2



12
שְׁתַּיִם עֶשְׂרֵה


+2






$10+2=12$

מתרגלים

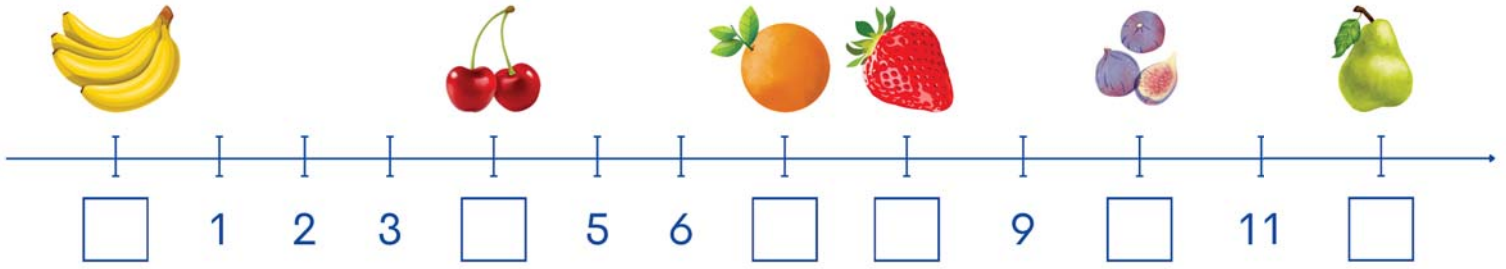
1 כתבו את מספר התפוחים בכל קבוצה.



11



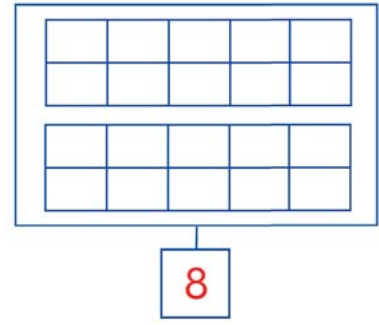
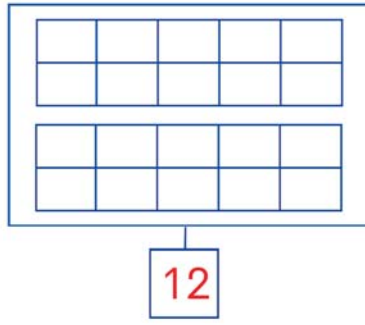
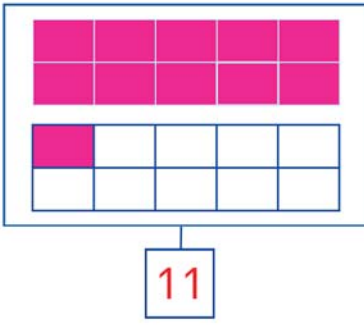
2 השלימו את ציר המספרים.



3 חברו לפי נתוני תרגיל 2, לפי הדגמה.

A matching exercise. On the left, a vertical list of numbers in orange circles: 4, 7, 8, 0, 12, 10. On the right, a vertical list of fruit illustrations: a bunch of bananas, two cherries, an orange, a strawberry, three figs, and a pear. A red horizontal line connects the number 4 to the two cherries.

4 צבעו משבצות בהתאם לכל מספר, לפי הדגמה



5 השלימו עם המספרים והסימן המתאימים, לפי הדגמה.

ב

א

ד

ג